

31

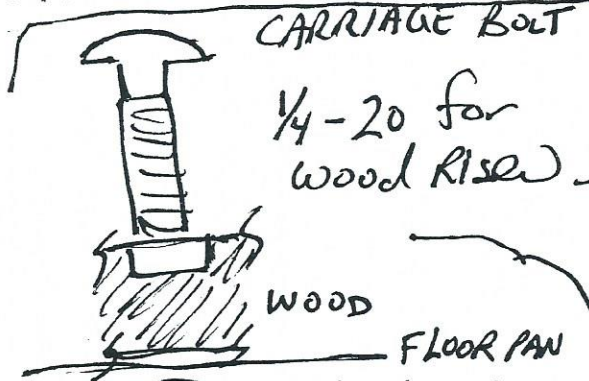
FRONT SEAT RISER & WINDSHIELD

Metal TRIM
NOT CLEAR IF OEM
S.S. OR PAINTED OR ?

BEST GUESS #8
1 1/4" OVAL SLOTTED CHROME OR NICKEL



WOOD HEADER






CARRIAGE Bolt

1/4-20 for
wood Riser

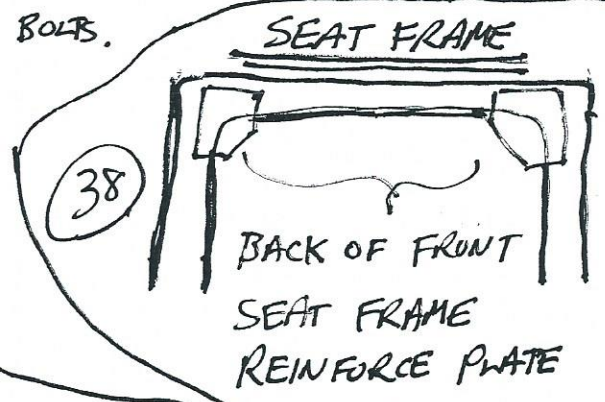
WOOD

FLOOR PAN

NOTE: ONLY USED HERE
& BOX OF 100 IS MINIMUM.
SO SUPPLIED 6 2 1/2" LONG
NEED TO CUT AS NEEDED
SO I FOUND FULL THREAD CARRIAGE
Bolts.

-  FLAT WASHER
(MAY OR MAY NOT
BEEN USED)
-  LOCK WASHER
-  SQUARE NUT


36








SEAT FRAME


BACK OF FRONT
SEAT FRAME
REINFORCE PLATE


5 screws EACH
PLATE BEST INFO
#10 Flathead
slotted 3/4"



FRONT SEAT
RISERS

-  1/4-20
-  1 1/2" (39) Floor pan
-  FLAT WASHER
-  LOCK WASHER
-  SQUARE NUT



WIPER

OVER WIPER
TO HOLD RUBBER
ROUND HEAD
SLOTTED SIZE
UNKNOWN*

GUESS IS A
#6 5/8" NICKEL
SEE TYPED NOTE

I have not found the correct
style & size of wood screw
used here Guess 1" #12 Round head
slotted

*NEW INFO #5 1/2